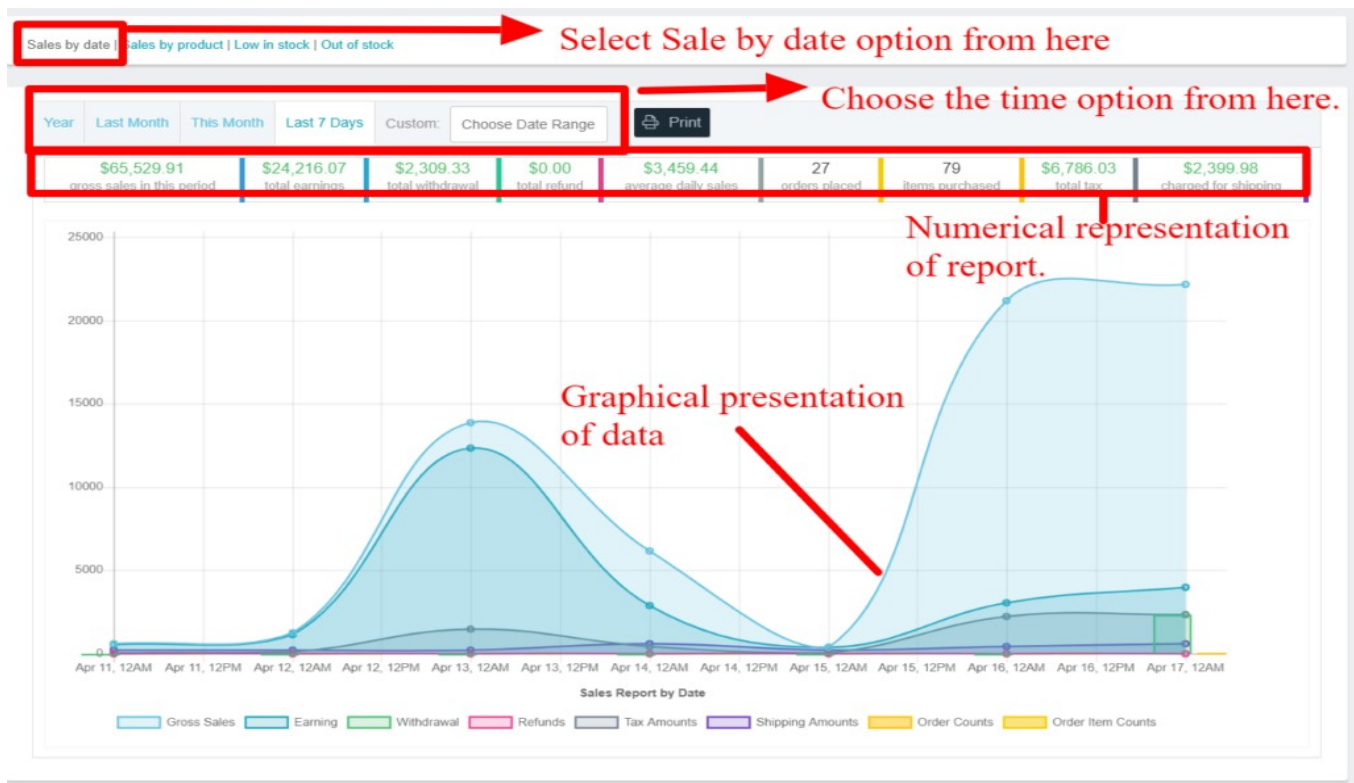


Sales by Date

This will allow the vendors and admin to check the sales figure for a particular range of date such as Year, Month, week and even custom selected range of date.



(Pic showing the report presentation for Sale by date option.)

Note that Sale by date option is available for admin and vendors, only difference being, the admin can see the entire sale of the store and vendors can see the sale of only their store.

Sale by Product

Similar to Sale by date, both admin and vendors are able to get a vivid analysis of the products being sold. Only difference being- the admin can check this for any products in the store, whereas the vendor can only search for the sale which is being sold exclusively in their store.

Here's an outlook of the report section (of a vendor) for better understanding:



Here's a briefing of the options available as shown in the screenshot above:
Time range : From here one can select the time span within which the report needs to be generated.

Product Search: The product search option allows one to enter the name of the product whose sales report has to be generated. One will have to select the product from the drop-down option needed.

Product search

Search for a product...

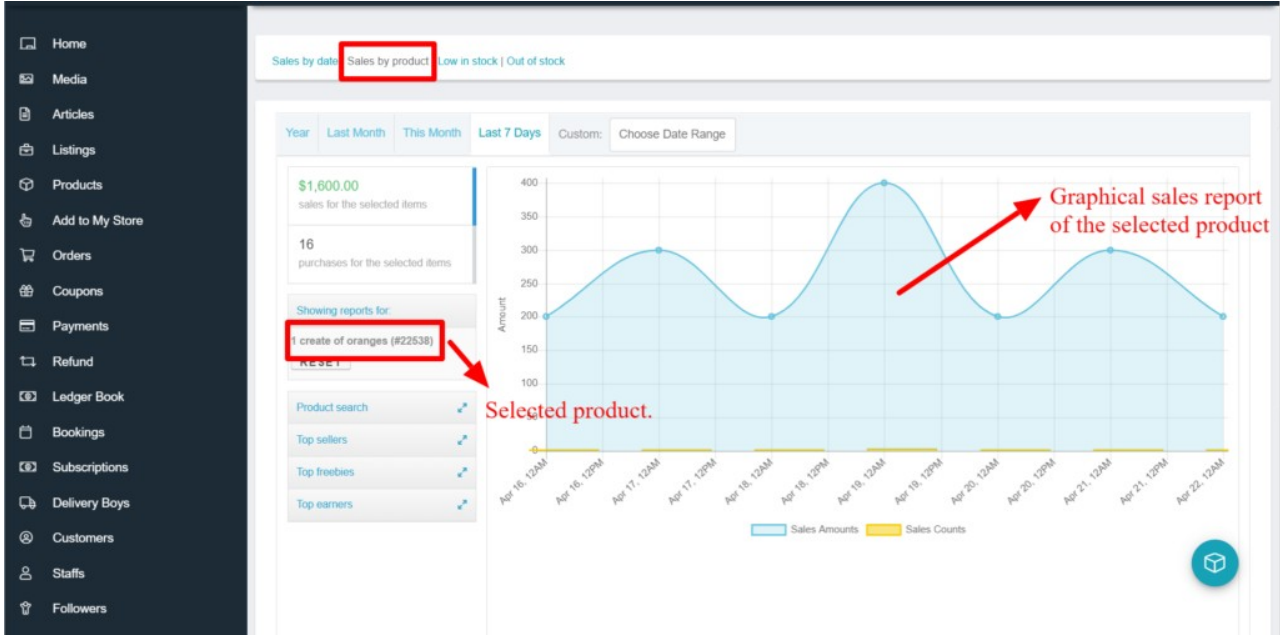
SHOW

Top Sellers: This section will enlist all the top selling products, clicking on which shows the sales figure of the selected product for a span of time.

Top sellers

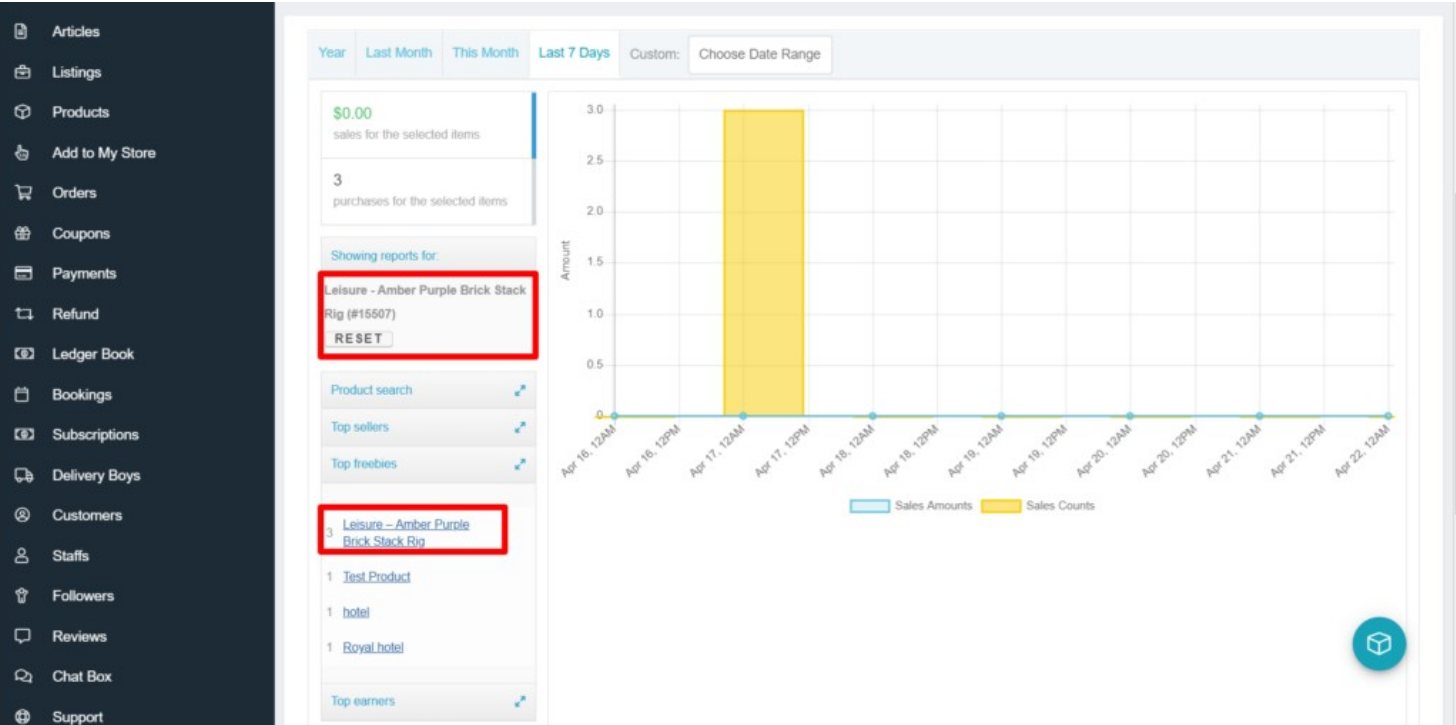
18	1 create of oranges
12	Wow Catelog
4	213 testo
3	Test Without Subscription
3	Leisure – Amber Purple Brick Stack Rig
2	Test CICOP

(Pic1: List of products being shown)

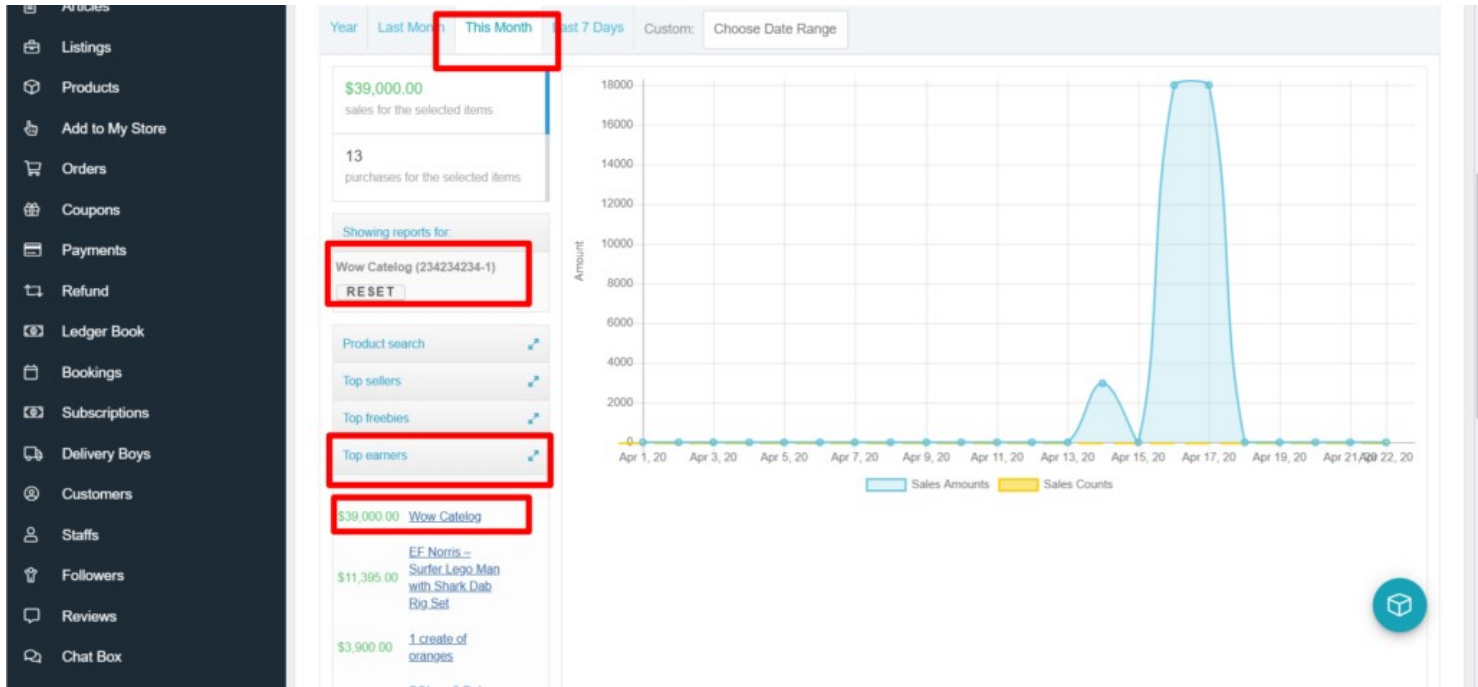


(Pic 2: Image showing the report of sales of the selected product for a span of time)

Top Freebies: Similar to top sellers option this section will enlist all the top freebie products as shown in the following screenshot:



Top Earners: Using this option one will get the list of top sold products, and check the sales report generated for a selected span of time.



Low in stock

Both admin and vendor can get the list of products which are low in stock from here. Apart from getting a glimpse of the inventory, you can also edit/view/delete the products from this list. Here's again a screenshot showing a demo listing:

Sales by date | Sales by product | **Low in stock** | Out of stock

PRINT PDF EXCEL CSV

PRODUCT	PARENT	UNIT IN STOCK	STOCK STATUS	ACTIONS
197564-2-1 - Virgin Hair Bundles	-	1	In stock	
tets Calibre: blue	tets	2	In stock	
tets Calibre: blue	tets	2	In stock	
12345 - Testing	-	2	In stock	
Test Product	-	1	In stock	
test	-	1	In stock	
HARP18-201600011 - stop	-	1	In stock	

Out of stock

Similar to the “Low in Stock” feature, this option allows the admin and the vendors to get a glance of the stock which is out of stock. Quite understandably, vendor will be able to see the stock of their own store, and the admin can see the status of the stock for the entire online store (i.e for every vendor). Here's a glimpse of the same:

Sales by date | Sales by product | Low in stock | **Out of stock**

PRINT PDF EXCEL CSV

PRODUCT	PARENT	UNIT IN STOCK	STOCK STATUS	ACTIONS
tewrt - tests derek	tests derek		Out of stock	
Wcfmapp - Test new product	-	0	Out of stock	
dirhr54 - test	-	0	Out of stock	
fff - tesssttt	-	-1	Out of stock	
shoe1	-	0	In stock	
shoe1 color: , ttttr:	shoe1	0	Out of stock	
Shoe	-	0	Out of stock	
prueba	-	-1	In stock	
HARP20-201600139 - pikhaak	-	-3	Out of stock	
HARP8-201500031 - Kompas	-	0	Out of stock	
demo_wclovers-1-1-1 - demo_wclovers (Copy) (Copy) Calibre: , color: , Colour: , Conditionnement: , Size:	demo_wclovers (Copy) (Copy)	0	Out of stock	